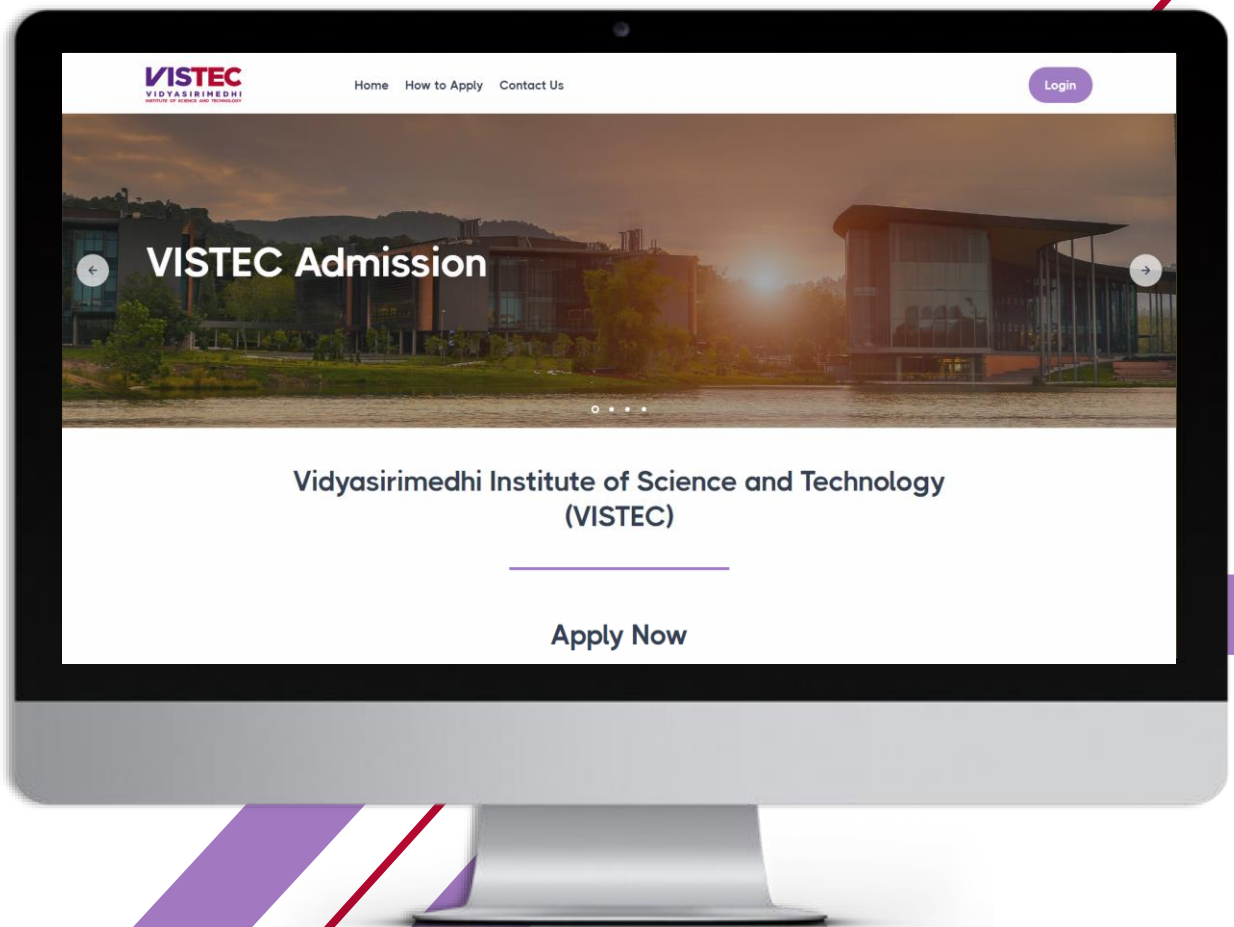


VISTEC Admission MANUAL GUIDE FOR APPLICANTS

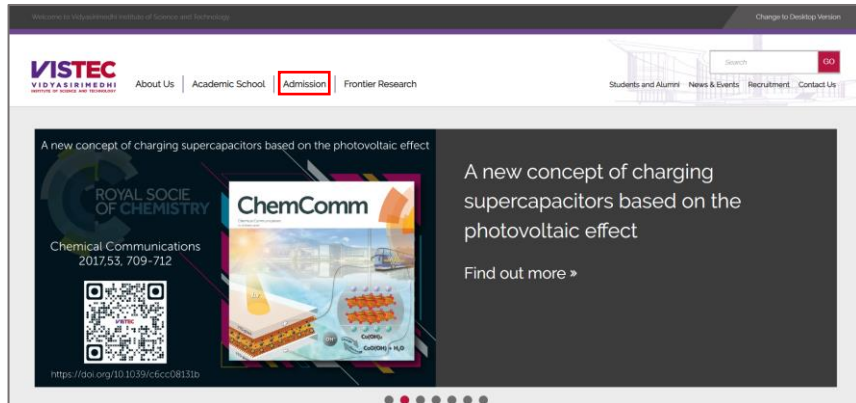


1

Login

Access the website <https://www.vistec.ac.th/home/>

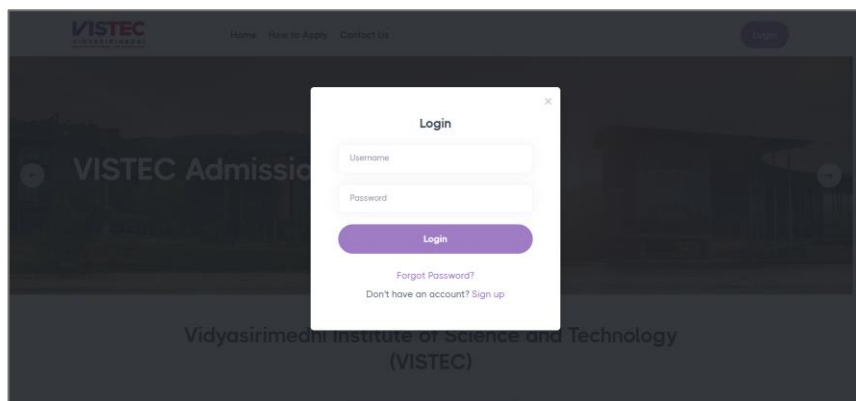
Then click Admission menu to access the website to apply for admission.



2

Login

When the user presses the Login button, click to Sign up in the pop-up window.



3

Sign up

Fill out the information and click Submit button.


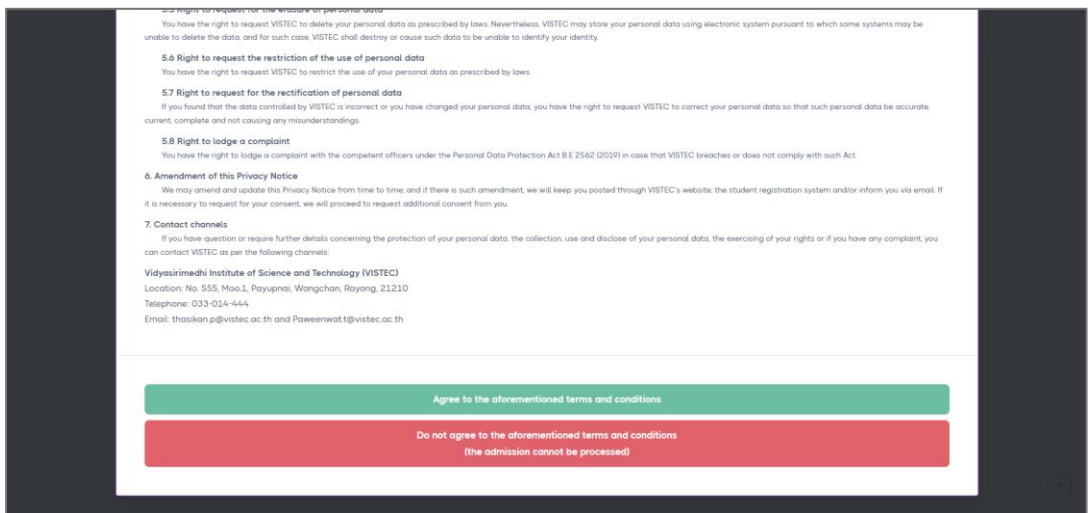


1

4

Personal Data Privacy Notice For Admission Applicants

Read the details of the Personal Data Privacy Notice, and click Agree. Then the user checks their email, and you will receive the username and password from the system.



5

Step 1 : Consent

When logging in, the step 1 consent page will be displayed. After the user read the details, click Agree.

Vidyasirimedhi Institute of Science and Technology (VISTEC)
Location: No. 555, Moo.1, Payupnai, Wangchan, Rayong, 21210
Telephone: 033-014-444
Email: thasikan.p@vistec.ac.th and Paweenwat.t@vistec.ac.th

You acknowledge and give consent to SIIT for Data Collection according to the objective above

Agree

Disagree
(The Admission cannot be processed)

6

Step 2 : Set Password

Create a new login password again.

VISTEC
VIDYASIRIMEDHI
INSTITUTE OF SCIENCE AND TECHNOLOGY

Step 2 : Set Password

New Password *

Confirm New Password *

Submit



3

7

Step 3 : Educational Background

Fill out the information and click Submit button.

VISTEC
VIDYASIRIMEDHI
INSTITUTE OF SCIENCE AND TECHNOLOGY

Step 3 : Educational Background

Level *

University Name * Country *

Date Awarded * Education Degree *
Example : Bachelor Of Engineering (B Eng), Bachelor of Science (B Sc)

Major Subject * GPA *

Submit

* These fields are required.

8

Employment History

If you have Employment History data, go to Account, select My Profile, and click Add Employment.

Employment History + Add Employment

Fill out the information and click Submit button.

Employment

Employment History

Please list your work experiences, starting with the most recent employment

Name of Company *

Location (City and Country) *

Period of work * To *
 Present

Nature of Employment's Activities *

Job Title *

Job Description *

Submit

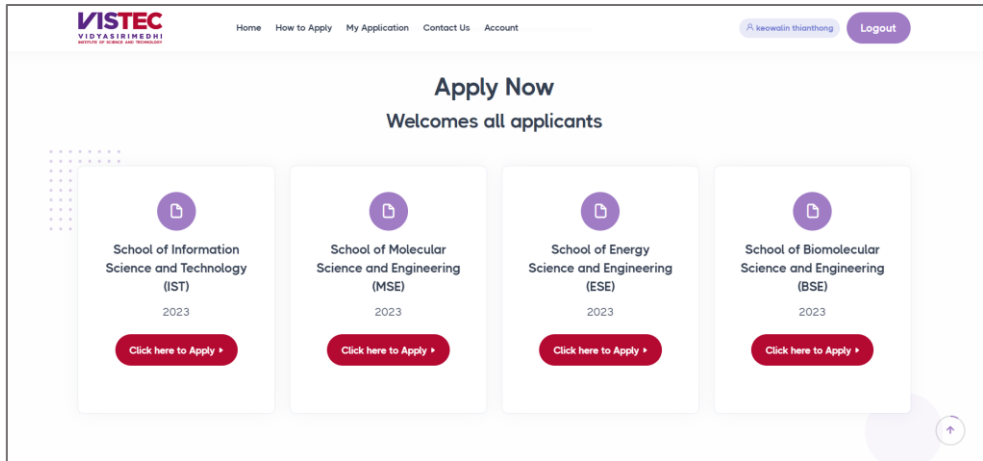


4

9

Application for admission

Choose the program to which you want to apply for admission.



Fill out the Application Form. If you choose Online Letter of Recommendation, Referee can fill out the Letter in the system. But if you select Offline Letter of Recommendation, you must import the Letter of Recommendation file into the system. Then click the preview button. Check again, and click submit button.

School of Information Science and Technology (IST)
Academic Year 2023
 Master and Doctoral degree programs in Information Science and Technology. (International Program)

1) Degree and Program Type
 Choose the degree and program type you are interested

Degree *

Program Type *

2) English Proficiency

Letter of Recommendation
 Choose two person to recommendation your application

First Referee's Name * Affiliation * Email *

Second Referee's Name * Affiliation * Email *

Select type Letter of Recommendation

Online Letter of Recommendation

Offline Letter of Recommendation



10

My Application

Show brief details. If the user wants to see the Application Details, click the view button.

The screenshot shows the 'My Application' page with a navigation bar at the top containing 'Home', 'How to Apply', 'My Application', 'Contact Us', and 'Account'. A user profile 'A keowalin thianthong' and a 'Logout' button are also visible. Below the navigation is a search bar and a table of applications. The table has columns for No., Name, Application Code, Academic Year, School, Degree, Submitted Date, and Status. One application is listed with a 'View' button (a green circle with a magnifying glass icon) highlighted by a red box. Below the table, it says 'Showing 1 to 1 of 1 entries' and there are 'Previous', '1', and 'Next' navigation buttons.

No.	Name	Application Code	Academic Year	School	Degree	Submitted Date	Status
1	Ms. keowalin thianthong	23410001	2023	IST	Master degree programs in Information Science and Technology. (International Program)	19 Oct 2022 13:48 hr.	Application Submitted View

Show all your subscription details and the process of considering the application. If you pass, you are eligible for an interview. You can also print or edit the information.

The screenshot shows the 'Application Detail' page. At the top right, there are 'Print' and 'Edit Application' buttons. Below is a progress bar with four steps: 01 Submit, 02 Letter of Recommendation, 03 Reviewing by VISTEC Committee, and 04 Pass/Not Pass. Underneath is a 'Personal Information' section with the following details: Applicant Name: Ms. keowalin thianthong, Gender: Female, Country: Thailand, Nationality: Thai, Date of Birth: 16 Apr 1997, Place of Birth: NakhonPathom, Thailand, Tel. (Mobile): 0811234567.

11

Change Password

Users can change their passwords under the Change Password menu.

The screenshot shows the 'Change Password' form. It contains three input fields: 'Current Password *', 'New Password *', and 'Confirm New Password *'. Below the fields is a purple 'Submit' button.

